



TREASURE HUNT

**Tips and tools for making your next treasure hunt
A SWASHBUCKLING SUCCESS!**

1 PRINT AND CUTOUT

Print these pages on your home printer. Then, with the help of an adult, carefully cutout the different markers. (Use small markers on the map and large markers for the treasure hunting area.)

2 PICK A PLACE

You can set up your treasure hunt to be outside or inside. A backyard or park may be the perfect setting, or you can set up a fun, indoor treasure hunt!

3 HIDE YOUR TREASURE

Find a tricky place to hide your treasure. Make it challenging!



4 MARK YOUR SPOTS!

Choose and mark the starting point with your "START" marker. Then, walk a long and curvy path to the treasure setting out large markers along the way.

5 MAP IT OUT

Draw pictures on your map that represent the surrounding area. Then, add your start point, corresponding markers and curvy dotted line indicating the path to your hidden treasure.

6 GEAR UP!

Make sure you have everything a pirate needs for a successful treasure hunt!

- | | | |
|--------------------------------|----------------------------------|------------------------------|
| <input type="checkbox"/> Hat | <input type="checkbox"/> Compass | <input type="checkbox"/> Map |
| <input type="checkbox"/> Pouch | <input type="checkbox"/> Sword | |

HAPPY TREASURE HUNTING!


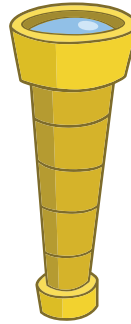
**ON DVD+DIGITAL COPY
APRIL 3**





MAP MARKERS


Ask an adult to help you cut out the markers below, then paste or tape them to your map.



START



TREASURE MAP



**ON DVD+DIGITAL COPY
APRIL 3**





AREA MARKERS

Ask an adult to help you cut out the markers below, then set them out along the path to your hidden treasure as hints.




**ON DVD+DIGITAL COPY
APRIL 3**





AREA MARKERS

Ask an adult to help you cut out the markers below, then set them out along the path to your hidden treasure as hints.



**ON DVD+DIGITAL COPY
APRIL 3**





AREA MARKERS

Ask an adult to help you cut out the markers below, then set them out along the path to your hidden treasure as hints.



**ON DVD+DIGITAL COPY
APRIL 3**





AREA MARKERS

Ask an adult to help you cut out the markers below, then set them out along the path to your hidden treasure as hints.



**ON DVD+DIGITAL COPY
APRIL 3**

